



**ROLLING DOOR
MANUFACTURING**

*Manufacturing for your
Safe and Security*

INSULATED ROLL UP DOOR MODEL 2670-I AND 1665-I


Available for High Velocity Hurricane Zones

Miami Dade NOA

Florida Product Approval



Insulated Slat with EPS -
Expanded polystyrene
Insulation



The Insulated Roll Up Door is the right door to use when maintaining separated two areas with different temperatures.

THERMAL CONTROL

Our Insulated Roll Up Door is designed and laboratory tested as an energy efficient product that provides thermal control as it is rated with an 8.0 R-Value.

OTHER BENEFITS

The EPS Insulation on the curtain plus the Full Perimeter Sealing Package produce a significant reduction of the Sound Transmission and Air Filtration.

INSULATED ROLL UP DOOR MODEL 2670-I AND 1665-I

Features:



Miami Dade NOA and FL Product Approval for Hurricane Zones available.

Product Approvals up to +/- 70 PSF.

Size

Up to 30' wide x 30' high, not wind rated.

Up to 26'4" wide as wind rated product.

Materials

Galvanized Steel front and back slat filled with Expanded Polystyrene Insulation.

Thermal Control

Laboratory tested with an 8.0 R-Value.

Also reduce the Sound Transmission and Air Filtration.

Slat Gauges and Profile

Front Galvanized slat in 22 ga., 20 ga. and 18 ga. Galvanized back slat in 24 ga. and 22 ga. All in flat profile.

Finish

Galvanized, White and Grey. Custom colors available.

Hood

24ga. Galvanized Hexagonal shaped.



Operation Types

Manual push up, Chain hoist and Motor operation.

Available Motor's accessories

Photocells (standard), light curtain, sensing edges, loop detectors, key-switch, wireless key-pad, remote controls, strobe lights, interlock switch, personalized control panels and more.

Warranty

Designed to lower your maintenance cost, parts are built for a heavy duty use and tested to perform in the toughest environments. With a standard cycle life starting at 20,000 and could go over 300,000 cycles.

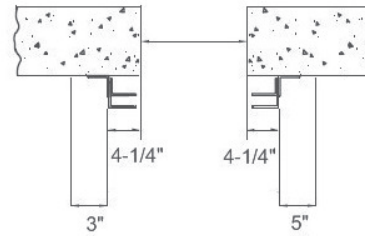
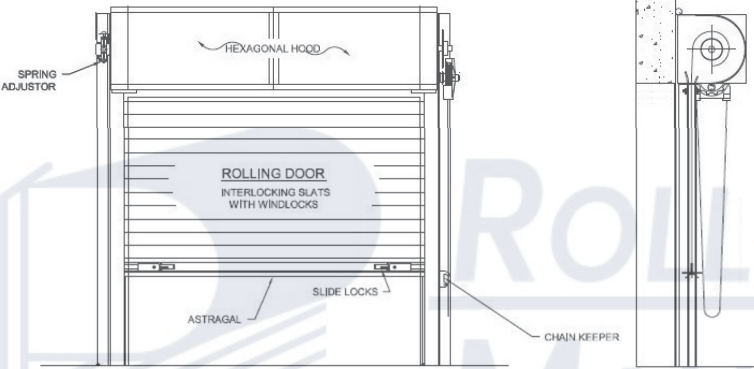


**ROLLING DOOR
MANUFACTURING**

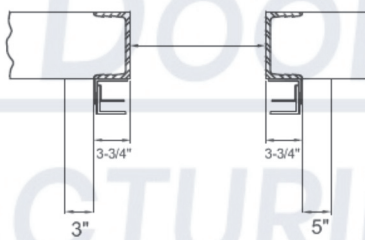
ROLL UP DOORS MOUNTING TYPES

FACE OF WALL

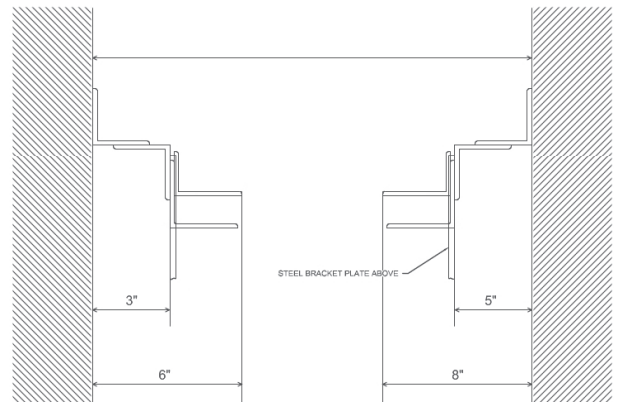
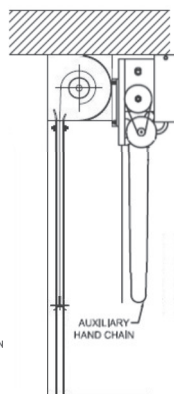
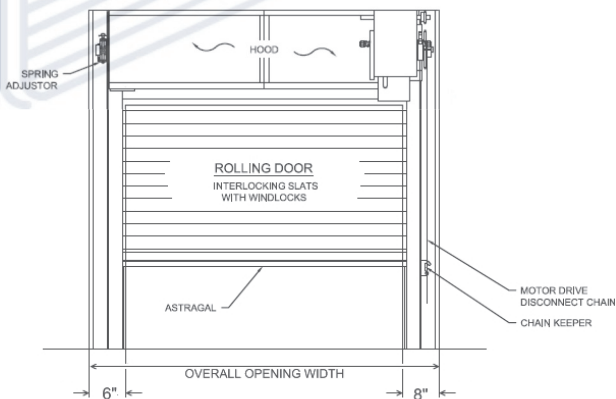
TO CONCRETE - Z GUIDE



TO STEEL - E GUIDE



BETWEEN JAMB



* The previously shown mounting types are standard application of the product, they are intent to illustrate the versatility of the product. For more options or for a specific requirement, please contact our Customer Service.

Rolling Door Manufacturing is committed to developing high quality products that satisfies the demanding codes of modern constructions and the innovative needs of our costumer.

Feel free to contact us if you need personalized shop drawings or more information about our products.

Rolling Door Manufacturing

8214 NW 64th St

Miami FL 33166

305 599 9977

www.rolling-door.com

mail@rolling-door.com



**ROLLING DOOR
MANUFACTURING**

*Manufacturing for your
Safe and Security*